# Shaft Collar 2-Flats

## Standard Clamp / Cut Surface Mount Hole Clamp / Side Mount Hole Clamp / Cut Surface Mount Hole Split

**Features:** 2-Flats help to save the space. Mount Hole Types enable easy installation of sensor brackets.

### Standard Clamp



RoHS

### Cut Surface Mount Hole Clamp

RoHS

### Side Mount Holes Clamp

RoHS

### Cut Surface Mount Hole Split

RoHS

| Type: Standard | Cut Surface Mounting Holes | Side Mounting Holes | M Material | S Surface Treatment | A Accessory: Hex Socket Head Cap Screw 1 pc. |
|---|---|---|---|---|---|
| SCSNK | SCKNK | SCJNK | S45C Equivalent | Black Oxide Coating | M SCM435 Equivalent |
| PSCSNK | PSCKNK | PSCJNK | | Electroless Nickel Plating | M SUS304 |
| SSCSNK | SSCKNK | SSCJNK | SUS304 | - | Equivalent |

• Standard

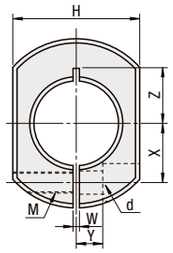


• Cut Surfacea Mount Hole

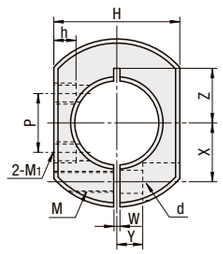


• Side Mount Hole Type

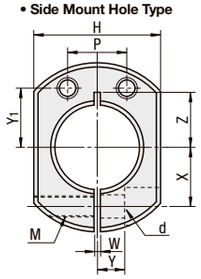


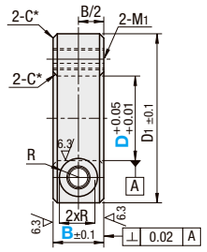


*D6 ~D25: C0.5
D30~D40: C1

| Type | M Material | S Surface Treatment | A Accessory: Hex Socket Head Cap Screw 2 pcs. |
|---|---|---|---|
| SCPKNK | S45C Equivalent | Black Oxide Coating | M SCM435 Equivalent |
| PSCPKNK | | Electroless Nickel Plating | M SUS304 |
| SSCPKNK | SUS304 | - | Equivalent |

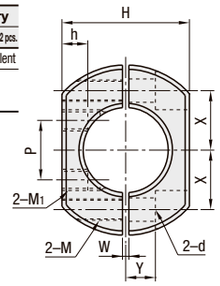


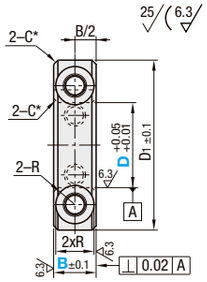


*D10~D25: C0.5
D30: C1

| Part Number Type | D | B Selection | D1 | H | M (Coarse) | d | R | W | X | Y | Z | h | M1 (Coarse) | Y1 | P | Unit Price SCSNK | PSCSNK | SSCSNK | SCKNK SCJNK | PSCKNK PSCJNK | SSCKNK SSCJNK | SCPKNK | PSCPKNK | SSCPKNK |
|---|---|---|---|---|---|---|---|---|---|---|---|---|---|---|---|---|---|---|---|---|---|---|---|---|
| Standard SCSNK PSCSNK SSCSNK (D Dimension 6~40) | 6 | 8 | 20 | 17 | M3 | 3.4 | 3 | 1 | 6 | 4 | 6~6.5 | - | - | - | - | | | | - | - | - | - | - | - |
| | | 10 | | | M4 | 4.5 | 3.75 | | | | | | | | | | | - | - | - | - | - | - | - |
| | 8 | 8 | 25 | 19 | M3 | 3.4 | 3 | 1.5 | 8 | 5 | 7~9 | | | | | | | | - | - | - | - | - | - |
| | | 10 | | | M4 | 4.5 | 3.75 | | | | | | | | | | | | - | - | - | - | - | - |
| Cut Surface Mount Hole SCKNK PSCKNK SSCKNK (D Dimension 10~40) | 10 | 8 | 30 | 22 | M3 | 3.4 | 3 | | 9 | | 8~10 | 6.4 | M4 | 10 | 10 | | | | - | - | - | - | - | - |
| | | *10 | | | M4 | 4.5 | 3.75 | | | | | 5.8 | | | 10 | | | | | | | | | |
| | 12 | *10 | | | | | | | 10 | | 9~10 | - | - | - | - | | | | | | | | | |
| | | 12 | | | M5 | 5.5 | 4.5 | | | | | | | | | | | | - | - | - | - | - | - |
| Side Mount Hole Type SCJNK PSCJNK SSCJNK (D Dimension 10~40) Cut Surface Mount Hole, Split SCPKNK PSCPKNK SSCPKNK (D Dimension 10~30) Cut Surface Mount Hole Type, Side Mount Hole Type and Cut Surface Mount Hole Split Type are available for * marked B dimension only. | 15 | *10 | 34 | 24 | M4 | 4.5 | 3.75 | | 11.5 | 6 | 10~11 | 5.6 | M4 | 12 | 12 | | | | | | | | | |
| | | 12 | 35 | | M5 | 5.5 | 4.5 | | 12 | | 11~13 | - | - | - | - | | | | - | - | - | - | - | - |
| | 16 | *10 | | | | | | | | | 11~12 | 4.8 | M5 | 12 | 12 | | | | | | | | | - |
| | | 12 | | | | | | | | | | - | - | - | - | | | | - | - | - | - | - | - |
| | 20 | *10 | 40 | 30 | | | | | 14 | 7 | 13 | 6 | M5 | 14 | 14 | | | | | | | | | |
| | | 12 | | | | | | | | | | | | | | | | | - | - | - | - | - | - |
| | | 15 | 45 | | M6 | 6.6 | 6 | | 15 | 8 | 13~15 | - | - | - | - | | | | - | - | - | - | - | - |
| | 25 | 12 | | 36 | M5 | 5.5 | 4.5 | | 17 | 7 | 16 | | | | | | | | - | - | - | - | - | - |
| | | *15 | 50 | | M6 | 6.6 | 6 | | 18 | 10 | 16~18 | 6.7 | M5 | 16 | 16 | | | | | | | | | |
| | 30 | *15 | 55 | 41 | | | | | 20 | | 18~20 | 7.2 | M6 | 20 | 20 | | | | | | | | | |
| | 35 | 15 | 60 | 46 | | | | 2 | 23 | 12 | 21 | - | - | - | - | | | | - | - | - | - | - | - |
| | 40 | *18 | 70 | 53 | M8 | 9 | 7 | | 26 | 13 | 23 | 9 | M8 | 26 | 26 | | | | | | | - | - | - |

P dimension of Cut Surface Mount Hole Type with D10 is 8. The halves must remain in the same orientation as shipped when in use.
M1 effective thread depth is 7mm (pilot hole through) for D10~16, 9mm (pilot hole through) for D20 of Cut Surface Mount Hole Type. Others are through screw holes.

**Ordering Example**

| Part Number | - | B |
|---|---|---|
| SCKNK15 | - | 10 |
| SCPKNK15 | - | 10 |

**Example**

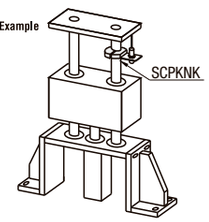




# Shaft Collar Hinged / One-Touch

## Hinged / One-Touch Standard / One-Touch Mount Hole

**Features:** Compared with conventional shaft collars, hinged structure enables easy fitting and removal in limited work space.
Washer fitted onto hex socket head cap screw reduces the chances of the screw falling out when the collar is removed from the shaft.

### Hinged

RoHS

| Type | Main Body: M Material | S Surface Treatment | Hinge: M Material | Spring Pins: M Material | H Hardness | Hex Socket Head Cap Screw 1 pc.: M Material | Washer: M Material |
|---|---|---|---|---|---|---|---|
| SCSH | S45C Equivalent | Black Oxide Coating | SUS304 | SUS420J2 | HRC42~48 | SCM435 | Nylon Washer (1 pc.) |
| PSCSH | S45C Equivalent | Electroless Nickel Plating | | | | SUS304 Equivalent | |
| SSCSH | SUS304 | - | | | | | |

Hinge
Spring Pins
Material
Spring Stainless Steel SSPSR(P.Z-264)

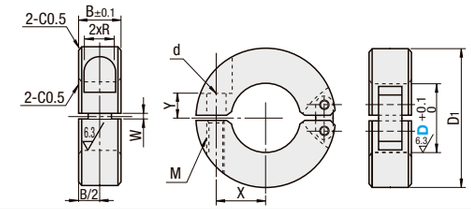


| Part Number Type | D | B | D1 | M (Coarse) | d | R | W | X | Y | Hex Socket Head Cap Screw M x Length | Unit Price SCSH | PSCSH | SSCSH |
|---|---|---|---|---|---|---|---|---|---|---|---|---|---|
| SCSH PSCSH SSCSH | 10 | 10 | 30 | M4 | 5 | 3.75 | 1.5 | 9 | 5 | M4x8 | | | |
| | 12 | | | | | | | 10 | | | | | |
| | 15 | 12 | 35 | M5 | 6 | 4.5 | | 12 | 6 | M5x10 | | | |
| | 16 | | | | | | | | | | | | |
| | 20 | | 40 | | 7 | | | 14 | 7 | M5x12 | | | |
| | 25 | 15 | 50 | M6 | | 6 | | 18 | 10 | M6x16 | | | |
| | 30 | | 55 | | | | | 20 | | | | | |

**Example**

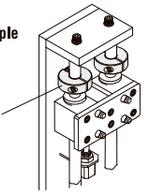


### One-Touch Type

RoHS

| Type | M Material | S Surface Treatment | A Accessory: Hex Socket Head Cap Screw 1 pc. |
|---|---|---|---|
| WSC | 2000series Aluminum Alloy | Clear Anodize | SUS304 Equivalent |
| WSCM | | | |
| WSCB | | Black Anodize | |

* Lever: Material S45C / Surface Treatment 45HRC~TufftrideR
Spring: Material SWP-A
Tapped holes are not anodized.

Standard

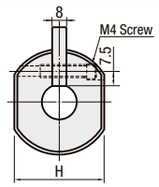


Mount Hole Type

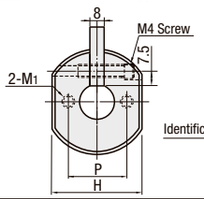


Lever Operating Direction

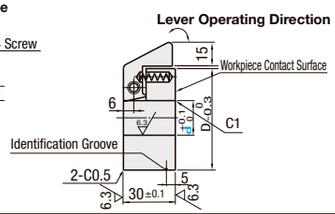


| Part Number Type | d | D | H | P | M1x Depth | Unit Price WSC | WSCB | WSCM |
|---|---|---|---|---|---|---|---|---|
| (Standard) WSC WSCB | 10 | 50 | 40 | 25 | M4x8 | | - | |
| | 12 | 52 | 42 | 27 | | | | |
| | 15 | 55 | 45 | 30 | | | - | |
| | 16 | 56 | 46 | 31 | | | | |
| (Mount Hole) WSCM | 20 | 60 | 50 | 35 | M5x10 | | | |
| | 22 | 62 | 52 | 37 | | | | |
| | 25 | 65 | 55 | 40 | | | | |
| | 25.4 | 65.4 | 55.4 | 40.4 | | | | |
| | 30 | 70 | 60 | 45 | M6x12 | | | |

**Example**

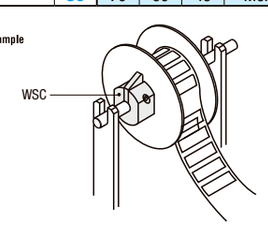


<WSC/WSCB/WSCM>

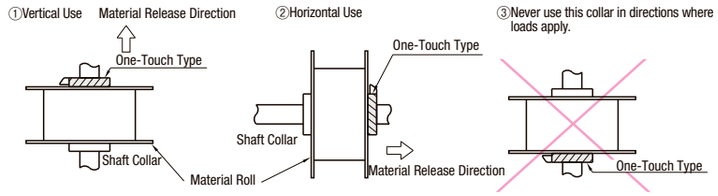


### Features

- The lever pressed by the spring gives consistent pressure on the shaft.
- Shaft collar can be easily removed by moving the lever down with a finger.
- Shafts do not require any flat alterations to secure the collar as in the case with Set Screws and can be clamped without damage.
- Working time can be reduced for frequent collar mounting and/or removal.
- Suitable for use in holding spools of material such as paper, film, metal foil, etc., and for uses in applications where there is no load on the collars.

**Ordering Example**

| Part Number |
|---|
| SCSH10 |
| WSCB16 |